

# Targeted Screening for Gonorrhea and Chlamydia to Reduce Health Disparities in Puerto Rico

Bessie R. Lopez  
 IPP Coordinator- PRDOH  
 May 13, 2009  
 Region II IPP Committee Meeting

---

---

---

---

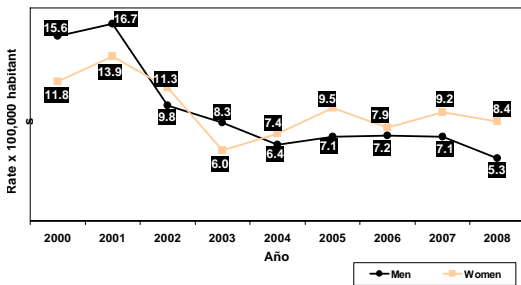
---

---

---

---

## Trends in Reported Gonorrhea Cases by Sex, Puerto Rico, 2000-2008



Source: STD Surveillance office, STD/HIV Prevention Division, PRDOH, 2000-2008

---

---

---

---

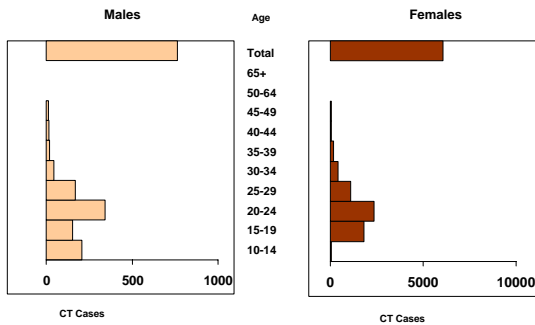
---

---

---

---

## Chlamydia Cases by Age and Sex, Puerto Rico, 2008



Source: STD Surveillance office, STD/HIV Prevention Division, PRDOH, 2000-2008

---

---

---

---

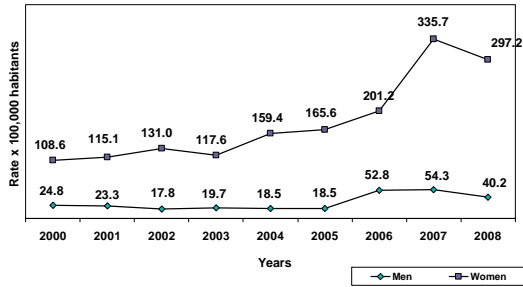
---

---

---

---

### Trends in Reported Chlamydia Cases by Sex, Puerto Rico, 2000-2008



Source: STD Surveillance office, STD/HIV Prevention Division, PRDOH, 2000-2008

---

---

---

---

---

---

---

---

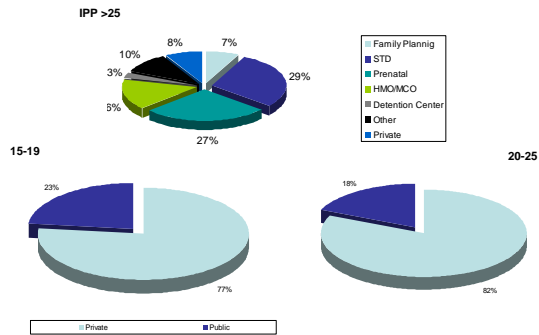
---

---

---

---

### Chlamydia Case Reports by Sector, Puerto Rico, 2008




---

---

---

---

---

---

---

---

---

---

---

---

### Description of Area Targeted for Enhanced GC/CT Screening to Reduce Health Disparities

Note: Utilize data from the "Targeted Screening for Gonorrhea and Chlamydia To Reduce Health Disparities Tool" to inform development of slides to follow

---

---

---

---

---

---

---

---

---

---

---

---

**Description of Target Area  
and Reported GC/CT Cases:  
San Juan, Puerto Rico**

Age (Years)	GC cases	GC rate	CT cases	CT rate
15-19	7	22.036	300	944.41
20-24	14	39.993	385	1099.81
25-29	10	32.258	118	380.65
>29	17	6.878	115	46.53
<b>Gender</b>				
Male	18	9.010	138	69.07
Female	30	12.788	918	391.32

---

---

---

---

---

---

---

---

---

---

**Description of Target Area  
and Reported GC/CT Cases:  
San Juan, Puerto Rico**

Age (Years)	Population	% of Total	Facility Type	GC cases	% of total	CT cases	% of total
15-19	31,766	7.31	Emergency Department		0		0
20-24	35,006	8.06	Community Health Center		0		0
25-29	31,000	7.14	Private Providers	11	22.92	569	53.88
>29	247,154	56.90	Title X Family Planning Clinic		0		0.00
<b>Gender</b>			STD Clinic	17	35.42	484	45.83
Male	199,785	45.99	Other (specify)		0		0.00
Female	234,589	54.01					

\*Cases are in women <26 years old

---

---

---

---

---

---

---

---

---

---

**GC/CT Case Report Data by  
Provider Type, 2008**

- IPP Facilities in San Juan Area

Family planning	6
STD Clinic	1
Prenatal Clinic	13
HMO/MCO	11
Detention Center	0
Migrant Health	0
Other	25
Community Health Center	1
Private Physician	18

---

---

---

---

---

---

---

---

---

---

**Description of Target Area  
and Reported GC/CT Cases:  
Carolina, Puerto Rico**

Age (Years)	GC cases	GC rate	CT cases	CT rate
15-19	1	7.17	122	874.74
20-24	9	61.34	194	1322.25
25-29	11	77.66	56	395.34
>29	2	1.95	63	61.54
<b>Gender</b>				
Male	9	10.38	69	79.60
Female	14	14.09	397	399.41

---

---

---

---

---

---

---

---

---

---

---

---

**Description of Target Area  
and Reported GC/CT Cases:  
Carolina, Puerto Rico**

Age (Years)	Population	% of Total	Facility Type	GC cases	% of total	CT cases	% of total
15-19	13,947	7.50	Emergency Department		0		0
			Community Health Center		0		0
20-24	14,672	7.88	Private Providers	8	34.78	176	37.77
			Title X Family Planning Clinic		0.00		0.00
>29	102,376	55.02	STD Clinic	11	47.83	106	22.75
			Other (specify)		0.00		0.00
<b>Gender</b>							
Male	86,680	46.58					
Female	99,396	53.42					

\*Cases are in women <26 years old

---

---

---

---

---

---

---

---

---

---

---

---

**Next Steps**

- IPP have made alliance with HIV Prenatal Transmission Outreach Section to provide screening to their target population (young women)
- Verify reported case with the Surveillance Office cases that register age of 26 to 29 because our Std Clinics give services of testing for Ct/Gc to this population.
- Compare by health region and rates to establish priorities.

---

---

---

---

---

---

---

---

---

---

---

---