

Q-PMD Special Project Update

Region II IPP Advisory Meeting

April 21, 2010



Q-PMD

- **Q** ueryable
- **P** revalence
- **M** onitoring
- **D** atabase

a.k.a. "Data Binders: The Next Generation"



Purpose

- FY2010 special project to improve the **accessibility, usability, and flexibility** of existing data trends reports
- Generate **customizable reports** to answer program monitoring/eval questions, such as:
 - What sites have <3% CT positivity for the last 3 years?
 - Which counties in my project area had CT positivity >10% among females ages 15-19 years last year?
 - Which clinics in County X had a gonorrhoea prevalence of >3% among 15-19 years olds in 2008?



Features

- Password-protected web-based interface
- Link to regional IPP web page
- Scalable Security tiers for multiple users
 - Grantee
 - Project Area
 - Regional
 - National



Data Reports

- Standard reports modeled after data binder
- Customizable queries using variable filters
- Reports can be
 - Viewed online
 - Printed
 - Exported to MS Word
 - Exported to MS Excel



Example of Data Table to be Replaced

**Female Chlamydia Trends in Testing and Positivity by Facility by County
Sample Project Area IPP 2007-2008**

Facility County	Facility ID	Facility Name	Age Group	# CT Tests		# CT Pos		% CT Pos	
				YEAR	YEAR	YEAR	YEAR		
County	123 FP Clinic A		15-19 yrs	100	250	12	30	12.0%	12.0%
			20-24 yrs	200	250	15	20	7.5%	8.0%
			25-29 yrs	250	250	10	10	4.0%	4.0%
			>29 yrs	300	100	5	2	1.7%	2.0%
			Total	850	850	42	62	4.9%	7.3%
	234 FP Clinic B		15-19 yrs	100	100	15	15	15.0%	15.0%
			20-24 yrs	150	150	12	12	8.0%	8.0%
			25-29 yrs	200	225	8	9	4.0%	4.0%
			>29 yrs	300	350	5	6	1.7%	1.7%
			Total	750	825	40	42	5.3%	5.1%



Progress to Date

- Reviewed report specifications and technological requirements with MIS team
- Researched and selected data systems to support secure web-based data queries
- Uploaded sample standardized IPP data set
- Developed sample reports and basic structure
- Finalizing sample reports for pilot phase



Sneak Peak...

Region II Infertility Prevention Project

coordinated by Cicatelli Associates Inc.

- [Report 1](#)
- [Report 2](#)
- [Report 2 A](#)
- [Report 3 A](#)

Login Page

User Name

Password

- Auto login until I logout explicitly
- Save my user name
- Always ask for my user name and password




Login

↑
Login Page

Region II Infertility Prevention Project

coordinated by Cicatelli Associates Inc.

[Report 2B](#)
[IPPDData Table](#)
[Report 1](#)
[Report 2](#)
[Report 2 A](#)
[Report 3 A](#)
[Logout](#)

Report 1  [Printer Friendly](#)
 [Export to Excel](#)
 [Export to Word](#)

Page of 1 1 to 9 of 9 Groups Per Page

Notestypes	CT TEST Type	Ct Test Description	Year	Lab Id	SEX
1	5.1	Nucleic Acid Hybrid/GP/PACE 2CT	2008	31D0881184	2
2	9.1	TMA/GP/Aptima CT	2008	31D0881184	1
90	9.1	TMA/GP/Aptima CT	2008	31D0881184	2
224	17.1	TMA/GP/Aptima Combo 2CT/GC	2008	31D0881184	1
519	17.1	TMA/GP/Aptima Combo 2CT/GC	2008	40D0672312	1
107	17.1	TMA/GP/Aptima Combo 2CT/GC	2008	40D0690736	1
994	17.1	TMA/GP/Aptima Combo 2CT/GC	2008	31D0881184	2
2175	17.1	TMA/GP/Aptima Combo 2CT/GC	2008	40D0672312	2
151	17.1	TMA/GP/Aptima Combo 2CT/GC	2008	40D0690736	2
Grand Total (9 Detail Records)					

Page of 1 1 to 9 of 9 Groups Per Page

Region II Infertility Prevention Project

coordinated by Cicatelli Associates Inc.

- [Report 2B](#)
- [IPData Table](#)
- [Report 1](#)
- [Report 2](#)
- [Report 2 A](#)
- [Report 3 A](#)
- [Logout](#)

Report 1 [Printer Friendly](#) [Export to Excel](#) [Export to Word](#)

Page 1 of 1 1 to 9 of 9 Groups Per Page 20

Notesttypes	CT TEST Type	Ct Test Description	Year	Lab Id	SEX
1	5.1	Nucleic Acid Hybrid/GP/PACE 2CT	2008	31D0881184	2
2	9.1	TMA/GP/Aptima CT	2008	31D0881184	1
90	9.1	TMA/GP/Aptima CT	2008	31D0881184	2
224	17.1	TMA/GP/Aptima Combo 2CT/GC	2008	31D0881184	1
519	17.1	TMA/GP/Aptima Combo 2CT/GC	2008	40D0672312	1
107	17.1	TMA/GP/Aptima Combo 2CT/GC	2008	40D0690736	1
994	17.1	TMA/GP/Aptima Combo 2CT/GC	2008	31D0881184	2
2175	17.1	TMA/GP/Aptima Combo 2CT/GC	2008	40D0672312	2
151	17.1	TMA/GP/Aptima Combo 2CT/GC	2008	40D0690736	2
Grand Total (9 Detail Records)					

Page 1 of 1 1 to 9 of 9 Groups Per Page 20

Report Selection

Region II Infertility Prevention Project

coordinated by Cicatelli Associates Inc.

[Report 2B](#)
[PPData Table](#)
[Report 1](#)
[Report 2](#)
[Report 2 A](#)
[Report 3 A](#)
[Logout](#)

Report 1  [Printer Friendly](#)  [Export to Excel](#)  [Export to Word](#)

Download
or Printing
Options

Page 1 of 1 1 to 9 of 9 Groups Per Page 20

Notesttypes	CT TEST Type	Ct Test Description	Year	Lab Id	SEX
1	5.1	Nucleic Acid Hybrid/GP/PACE 2CT	2008	31D0881184	2
2	9.1	TMA/GP/Aptima CT	2008	31D0881184	1
90	9.1	TMA/GP/Aptima CT	2008	31D0881184	2
224	17.1	TMA/GP/Aptima Combo 2CT/GC	2008	31D0881184	1
519	17.1	TMA/GP/Aptima Combo 2CT/GC	2008	40D0672312	1
107	17.1	TMA/GP/Aptima Combo 2CT/GC	2008	40D0690736	1
994	17.1	TMA/GP/Aptima Combo 2CT/GC	2008	31D0881184	2
2175	17.1	TMA/GP/Aptima Combo 2CT/GC	2008	40D0672312	2
151	17.1	TMA/GP/Aptima Combo 2CT/GC	2008	40D0690736	2

Grand Total (9 Detail Records)

Page 1 of 1 1 to 9 of 9 Groups Per Page 20

http://www.cicatelli.org/project2/Report1smry.asp?export=html

Live Search

★ Favorites | Google | Suggested Sites | Free Hotmail | Airfare Predictions, Find Ch... | AltaVista - Babel Fish Transl... | ARTFL Project French-Englis...

The page cannot be found | Region II - Infertility Prev... X

Page | Safety | Tools

Report 1

Notestypes	CT TEST Type	Ct Test Description	Year	Lab Id	SEX
1	5.1	Nucleic Acid Hybrid/GP/PACE 2CT	2008	31D0881184	2
2	9.1	TMA/GP/Aptima CT	2008	31D0881184	1
90	9.1	TMA/GP/Aptima CT	2008	31D0881184	2
224	17.1	TMA/GP/Aptima Combo 2CT/GC	2008	31D0881184	1
519	17.1	TMA/GP/Aptima Combo 2CT/GC	2008	40D0672312	1
107	17.1	TMA/GP/Aptima Combo 2CT/GC	2008	40D0690736	1
994	17.1	TMA/GP/Aptima Combo 2CT/GC	2008	31D0881184	2
2175	17.1	TMA/GP/Aptima Combo 2CT/GC	2008	40D0672312	2
151	17.1	TMA/GP/Aptima Combo 2CT/GC	2008	40D0690736	2
Grand Total (9 Detail Records)					

Sample Printer Friendly Online Report

Region II - Infertility Prevention Project

IPPData Table

REGION	YEAR	QUARTER	COUNTY NAME	Gender Description	BIRTH DT	AGE	SPECIMEN ID	Specimen Description	Ethnicity Description	GC Test Description	GCR Test Description	CI Test Description	CT Test/Result Description	Radiat. Description	Pregnant Description	Treated Description	REASON	Clinfid Description
2	2008	4	Essex County	Female	1990/6/28	18	2008/12/30	Urine	No, not Hispanic or Latino	TMA/GR/AsTime Combe 3CT/GC	Negative	TMA/GR/AsTime Combe 3CT/GC	Negative		Unknown	Unknown	1	
2	2008	4	Essex County	Female	1991/8/22	17	2008/12/30	Urine	No, not Hispanic or Latino	TMA/GR/AsTime Combe 3CT/GC	Positive	TMA/GR/AsTime Combe 3CT/GC	Positive		Unknown	Unknown	5	
2	2008	4	Essex County	Female	1990/4/4	18	2008/12/30	Urine	No, not Hispanic or Latino	TMA/GR/AsTime Combe 3CT/GC	Negative	TMA/GR/AsTime Combe 3CT/GC	Negative		Unknown	Unknown	1	
2	2008	4	Essex County	Female	1990/11/27	17	2008/11/11	Urine	No, not Hispanic or Latino	TMA/GR/AsTime Combe 3CT/GC	Negative	TMA/GR/AsTime Combe 3CT/GC	Negative		Unknown	Unknown		
Grand Total (4 Detail Records)																		

Sample MS Word Report

Region II Infertility Prevention Project

coordinated by Cicatelli Associates Inc.

- [Report 2B](#)
- [IPPDData Table](#)
- [Report 1](#)
- [Report 2](#)
- [Report 2 A](#)
- [Report 3 A](#)
- [Logout](#)

Report 1

Page	Notestypes	CT	SEX
1	5.1		184 2
2	9.1		184 1
90	9.1		184 2
224	17.1		184 1
519	17.1		312 1
107	17.1		736 1
994	17.1		184 2
2175	17.1		312 2
151	17.1	TMA/GP/Aptima Combo 2CT/GC	2008 40D0690736 2
Grand Total (9 Detail Records)			
Page	1	of 1	1 to 9 of 9
Groups Per Page	20		

File Download

Do you want to open or save this file?

Name: Report1.xls
 Type: Microsoft Office Excel 97-2003 Worksheet
 From: **www.cicatelli.org**

While files from the Internet can be useful, some files can potentially harm your computer. If you do not trust the source, do not open or save this file. [What's the risk?](#)

Export to MS Excel

Home Insert Page Layout Formulas Data Review View

Clipboard Font Alignment Number Styles Cells Editing

Calibri 10 A A Bold Italic Underline Font Color Background Color

General \$ % .00 .00 Conditional Formatting Format as Table Cell Styles

Insert Delete Format Sort & Find & Filter Select

A1 Report 1

A B C D E F G H I J K L M

1 Report 1

2

3 Notesttypes CT TEST Type Ct Test Description Year Lab Id SEX

4 1 5.1 Nucleic Acid Hybrid/GP/PACE 2CT 2008 31D0881184 2

5 2 9.1 TMA/GP/Aptima CT 2008 31D0881184 1

6 90 9.1 TMA/GP/Aptima CT 2008 31D0881184 2

7 224 17.1 TMA/GP/Aptima Combo 2CT/GC 2008 31D0881184 1

8 519 17.1 TMA/GP/Aptima Combo 2CT/GC 2008 40D0672312 1

9 107 17.1 TMA/GP/Aptima Combo 2CT/GC 2008 40D0690736 1

10 994 17.1 TMA/GP/Aptima Combo 2CT/GC 2008 31D0881184 2

11 2175 17.1 TMA/GP/Aptima Combo 2CT/GC 2008 40D0672312 2

12 151 17.1 TMA/GP/Aptima Combo 2CT/GC 2008 40D0690736 2

13 Grand Total (9 Detail Records)

14

15

16

17

18

19

20

21

22

23

24

25

26

Sample MS Excel Report

Next Steps

- May-June, 2010
 - Conduct training with IPP coordinators and data managers on how to access and utilize the tool
 - Pilot for user testing
- Revise based on user feedback
- Continually monitor and improve



The Future?

- A national model that could be expanded to other regions
- Integrate with web-based data upload and quarterly data QA procedures



Any questions?

Thank you 😊